





Name _____ Band Period _____

This Old Man Project - 40 Points. Please note that neatness is very important, use your ID for a straight edge.



Step 1—Transcribe the **rhythm** to This Old Man on the third space. Do not write the notes just the rhythm. You need to decide the time signature as well. Don't forget your bar lines.—10 points

A set of five horizontal lines for handwriting practice, consisting of a top line, two middle lines, and a bottom line.A set of five horizontal lines for handwriting practice, consisting of a top line, two middle lines, and a bottom line.



Step 2—After you have the correct rhythm, transcribe the **major melody in Eb concert** to This Old Man. Please include your clef, key signature, and time signature—10 points

A set of five horizontal lines for handwriting practice, consisting of a top line, two middle lines, and a bottom line.A set of five horizontal lines for handwriting practice, consisting of a top line, two middle lines, and a bottom line.

Step 3—After you have the major melody, transcribe the **minor melody in c concert** to This Old Man. Please include your clef, key signature, and time signature—10 points

A set of five horizontal lines for handwriting practice, consisting of a top line, two middle lines, and a bottom line.A set of five horizontal lines for handwriting practice, consisting of a top line, two middle lines, and a bottom line.

Step 4—After you have the minor melody, transcribe the **major Melody in Ab concert** to This Old Man. Please include your clef, key signature, and time signature—10 points

A set of five horizontal lines for handwriting practice, consisting of a top line, two middle lines, and a bottom line.A set of five horizontal lines for handwriting practice, consisting of a top line, two middle lines, and a bottom line.